


FACTS AT A GLANCE



CREDIT PROGRAMS 2021-22

12-MONTH ENROLLMENT


9,547

FULL TIME

27%

PART TIME

73%



ANNUAL TUITION AND FEES

KALAMAZOO VALLEY (in District)

\$3,916

MICHIGAN COMMUNITY COLLEGE AVERAGE

\$4,662

4-YEAR COLLEGE AVERAGE

\$10,740

National Public In-State Average



STUDENT DEMOGRAPHICS

AVERAGE AGE

24

<25

67%

25 OR OLDER

33%

WOMEN

56%

MEN

44%

WHITE

67%

BLACK OR AFRICAN AMERICAN

11%

HISPANIC/LATINO

8%

2 OR MORE RACES

5%

ALL OTHER/ UNKNOWN

9%



DEGREES AND CERTIFICATES

ASSOCIATE DEGREES

875

CERTIFICATES

56

CERTIFICATES OF ACHIEVEMENT

40

3-YEAR GRADUATION & TRANSFER RATE

40%

6-YEAR GRADUATION & TRANSFER RATE

49%

Awarded Annually



REVENUE OF \$86.5 MILLION

LOCAL FUNDS

30%

TUITION AND FEES

18%

STATE FUNDS

21%

FEDERAL FUNDS

28%

OTHER

3%

Net of Capital



STUDENT FINANCIAL AID

STUDENTS RECEIVING FINANCIAL AID

49%

RECEIVING FEDERAL GRANTS

26%

RECEIVING FEDERAL LOANS

15%

PELL GRANT

\$7,461,988

CAMPUS-BASED AID

\$433,202

KVCC FOUNDATION

\$520,000

TEXAS TOWNSHIP CAMPUS



Texas Township

ARCADIA COMMONS CAMPUS



Anna Whitten Hall



Center for New Media



Kalamazoo Valley Museum

BRONSON HEALTHY LIVING CAMPUS




Marilyn J. Schlack Culinary and Allied Health



Food Innovation Center

GROVES CAMPUS



Groves Center

Kalamazoo Valley Community College
6767 West O Avenue Kalamazoo, MI 49009
www.kvcc.edu

For questions please contact Tracy Labadie
tlabadie@kvcc.edu 269.488.4223

2021-2022 IPEDS 12 month enrollment data

Kalamazoo**VALLEY**TM
community college

December 2022